

Annie's[®]
CROCHET

Doily AFGHANS

5 colorful afghans
made using worsted-weight yarn!

Pattern Services and Revisions

If you are an Annie's customer and have a question about the instructions on a pattern you have purchased, please visit:

http://www.anniescatalog.com/pages/customer_care/pattern_services.html

Doily AFGHANS™

The inspiration for these circle afghans came during a creative meeting where we were discussing the look and feel we wanted to convey in the book. Someone said, “We need them to be as beautiful and colorful as thread doilies.” It was an “Aha!” moment for us. While we learned this idea worked in theory, there was some tweaking needed before the original doily instructions could be turned into afghans, but it was worth it. We hope you enjoy making them as much as we enjoyed creating this book.

Happy Stitching!

Table of Contents

Pineapple Fantasy

Green Heather

Ocean Ripple

Pineapple Celebration

Circle of Stars

General Information

Pattern Services and Revisions

Stitch Guide

Metric Conversion Charts

Pineapple Fantasy

Design by Jo Ann Maxwell



Skill Level



Finished Measurement

Approximately 30 inches in diameter

Materials



- Premier Yarns Deborah Norville Everyday Soft Worsted medium (worsted) weight acrylic yarn (4 oz/203 yds/113g per skein):
 - 7 skeins #1030 glass
- Size J/10/6mm crochet hook or size needed to obtain gauge
- Tapestry needle

Gauge

Rnds 1–5: 6½ inches in diameter

Pattern Notes

Weave in ends as work progresses.

Join with slip stitch as indicated unless otherwise stated.

Chain-6 at beginning of round counts as first treble crochet and chain-2 unless otherwise stated.

Chain-3 at beginning of round counts as first double crochet unless otherwise stated.

Special Stitches

Beginning shell (beg shell): Ch 3, (dc, ch 2, 2 dc) in same st.

Shell: (2 dc, ch 2, 2 dc) in indicated st.

Beginning double shell (beg double shell): Ch 3, (dc, ch 2, 2 dc, ch 2, 2 dc) in indicated st.

Double shell: (2 dc, ch 2, 2 dc, ch 2, 2 dc) in indicated st.

Picot: Ch 3, sl st in 3rd ch from hook.

Afghan

Rnd 1 (RS): Ch 8, **join** (*see Pattern Notes*) in first ch to form ring, ch 1, 2 sc in each ch around, join in

beg sc. (16 sc)

Rnd 2: Ch 6 (see *Pattern Notes*), working in **back lps** (see *Stitch Guide*), [tr in next st, ch 2] around, join in 4th ch of beg ch-6. (16 tr, 16 ch-2 sps)

Rnd 3: Ch 3 (see *Pattern Notes*), (dc, ch 2, dc) in same ch as beg ch-3, ***dc dec** (see *Stitch Guide*) in same tr and in next tr, (dc, ch 2, dc) in same tr as last leg of last dec made, rep from * 14 times, yo, insert hook in same tr, draw lp through, yo, draw through 2 lps on hook, insert hook in 3rd ch of beg ch-3, yo and draw through all lps on hook. (48 tr, 16 ch-2 sps)

Rnd 4: Sl st to next ch-2 sp, ch 1, sc in same sp as beg ch-1, ch 5, [sc in next ch-2 sp, ch 5] around, join in beg sc. (16 sc, 16 ch-5 sps)

Rnd 5: *[Sc in next ch, 2 sc in next ch] twice, sc in next ch**, sk next sc, rep from * around, ending last rep at **, join in back lp of beg sc. (112 sc)

Rnd 6: Working in back lps, sl st in each of next 3 sc, **beg shell** (see *Special Stitches*) in same st, ch 2, ***shell** (see *Special Stitches*) in 4th sc of next 7-sc group, ch 2, rep from * around, join in 3rd ch of beg ch-3. (16 shells, 16 ch-2 sps)

Rnd 7: Sl st to next ch-2 sp, beg shell in same sp, ch 3, [shell in ch-2 sp of next shell, ch 3] around, join in 3rd ch of beg ch-3. (16 shells, 16 ch-3 sps)

Rnd 8: Sl st to next ch-2 sp, beg shell in same sp, *ch 2, dc in first dc of next shell, ch 1, dc in next dc, ch 1, [dc, ch 1] 3 times in next ch-2 sp, dc in next dc, ch 1, dc in next dc, ch 2**, shell in ch-2 sp of next shell, rep from * around, ending last rep at **, join in 3rd ch of beg ch-3. (8 shells, 56 dc, 16 ch-2 sps, 48 ch-1 sps)

Rnd 9: Sl st to next ch-2 sp, beg shell in same sp, ch 3, *[sc in next dc, ch 3] 7 times, shell in ch-2 sp of next shell, ch 3, rep from * 6 times, [sc in next dc, ch 3] 7 times, join in 3rd ch of beg ch-3. (8 shells, 56 sc, 64 ch-3 sps)

Rnd 10: Sl st to next ch-2 sp, **beg double shell** (see *Special Stitches*) in same sp, ch 3, *sk next ch-3 sp, [sc in next ch-3 sp, ch 3] 6 times**, **double shell** (see *Special Stitches*) in ch-2 sp of next shell, ch 3, rep from * around, ending last rep at **, join in 3rd ch. (8 double shells, 48 sc, 56 ch-3 sps)

Rnd 11: Sl st to next ch-2 sp, beg shell in same sp, *ch 4, shell in next ch-2 sp, ch 3, sk next ch-3 sp, [sc in next ch-3 sp, ch 3] 5 times**, shell in next ch-2 sp, rep from * around, ending last rep at **, join in 3rd ch of beg ch-3. (16 shells, 40 sc, 8 ch-4 sps, 48 ch-3 sps)

Rnd 12: Sl st to next ch-2 sp, beg shell in same sp, *ch 4, sc in next ch-4 sp, ch 4, shell in ch-2 sp of next shell, ch 3, sk next ch-3 sp, [sc in next ch-3 sp, ch 3] 4 times**, shell in ch-2 sp of next shell, rep from * around, ending last rep at **, join in 3rd ch of beg ch-3. (16 shells, 40 sc, 16 ch-4 sps, 40 ch-3 sps)

Rnd 13: Sl st to next ch-2 sp, beg shell in same sp, *ch 5, [sc in next ch-4 sp, ch 5] twice, shell in ch-2 sp of next shell, ch 3, sk next ch-3 sp, [sc in next lp, ch 3] 3 times**, shell in ch-2 sp of next shell, rep from * around, ending last rep at **, join in 3rd ch of beg ch-3. (16 shells, 40 sc, 24 ch-5 sps, 32 ch-3 sps)

Rnd 14: Sl st to next ch-2 sp, beg shell in same sp, *ch 5, [sc in next lp, ch 5] 3 times, shell in shell, ch 3,

sk next ch-3 sp, [sc in next lp, ch 3] twice**, shell in ch-2 sp of next shell, rep from * around, ending last rep at **, join in 3rd ch of beg ch-3. (16 shells, 40 sc, 32 ch-5 sps, 24 ch-3 sps)

Rnd 15: Sl st to next ch-2 sp, beg shell in ch-2 sp of shell, *ch 6, [sc in next lp, ch 6] 4 times, shell in ch-2 sp of next shell, ch 3, sc in center ch-3 sp, ch 3**, shell in ch-2 sp of next shell, rep from * around, ending last rep at **, join in 3rd ch of beg ch-3. (16 shells, 40 sc, 40 ch-6 sps, 16 ch-3 sps)

Rnd 16: Sl st to next ch-2 sp, beg shell in same sp, *ch 6, [sc in next lp, ch 6] 5 times, shell in ch-2 sp of next shell**, shell in ch-2 sp of next shell, rep from * around, ending last rep at **, join in 3rd ch of beg ch-3. (16 shells, 40 sc, 48 ch-6 sps)

Rnd 17: Sl st to next ch-2 sp, ch 1, sc in same sp, *ch 6, [sc in next lp, ch 6] 6 times**, sc in ch-2 sp of each of next 2 shells, rep from * around, ending last rep at **, sc in ch-2 sp of next shell, join in beg sc. (64 sc, 56 ch-6 sps)

Rnd 18: Ch 1, sc in same sc as beg ch-1, *ch 6, [sc in next ch-6 sp, ch 6] 7 times, sc in next sc, ch 6**, sc in next sc, rep from * around, ending last rep at **, join in beg sc. (72 sc, 72 ch-6 sps)

Rnd 19: Sl st to center of next ch-6 sp, ch 1, sc in same sp as beg ch-1, ch 6, [sc in next sp, ch 6] around, join in beg sc.

Rnds 20 & 21: Rep rnd 19.

Rnd 22: Sl st to 3rd ch of next ch-6 sp, ch 3, dc in same ch as beg ch-3, ch 2, 2 dc in next ch, *ch 3, sc in next ch-6 sp, ch 3**, 2 dc in 3rd ch of next ch-6 sp, ch 2, 2 dc in next ch, rep from * around, ending last rep at **, join in 3rd ch of beg ch-3. (144 dc, 36 sc, 72 ch-3 sps, 36 ch-2 sps)

Rnd 23: Sl st to next ch-2 sp, beg shell in same sp, *ch 6, shell in ch-2 sp of next shell, ch 3, [dc in next dc, ch 1] twice in each of next 2 dc, (dc, ch 1, dc) in next ch-2 sp, [ch 1, dc] twice in each of next 2 dc, ch 3**, shell in ch-2 sp of next shell, rep from * around, ending last rep at **, join in 3rd ch of beg ch-3. (24 shells, 72 dc, 12 ch-6 sps, 24 ch-3 sps, 48 ch-1 sps)

Rnd 24: Sl st to next ch-2 sp, beg shell in same sp, *ch 2, sc in next ch-6 sp, ch 2, shell in ch-2 sp of next shell, ch 3, [sc in next dc, ch 3] 10 times**, shell in ch-2 sp of next shell, rep from * around, ending last rep at **, join in 3rd ch of beg ch-3. (24 shells, 120 sc, 132 ch-3 sps, 24 ch-2 sps)

Rnd 25: Sl st to next ch-2 sp, beg shell in same sp, shell in ch-2 sp of next shell, *ch 6, shell in ch-2 sp of next shell, ch 3, sk next ch-3 sp, [sc in next ch-3 sp, ch 3] 9 times**, shell in ch-2 sp of next shell, rep around, ending last rep at **, join in 3rd ch of beg ch-3. (24 shells, 108 sc, 12 ch-6 sps, 120 ch-3 sps)

Rnd 26: Sl st to next ch-2 sp, beg shell in same sp, *ch 3, sc in next ch-6 sp, ch 3, shell in ch-2 sp of next shell, ch 3, sk next ch-3 sp, [sc in next ch-3 sp, ch 3] 8 times**, shell in ch-2 sp of next shell, rep from * around, ending last rep at **, join in 3rd ch of beg ch-3. (24 shells, 96 sc, 132 ch-3 sps)

Rnd 27: Sl st to next ch-2 sp, beg double shell in same sp, *ch 5, double shell in ch-2 sp of next shell, ch 3, sk next ch-3 sp, [sc in next ch-3 sp, ch 3] 7 times**, double shell in ch-2 sp of next shell, rep from * around, ending last rep at **, join in 3rd ch of beg ch-3. (24 double shells, 84 sc, 96 ch-3 sps)

Rnd 28: Sl st to next ch-2 sp, beg shell in same sp, *ch 1, shell in next ch-2 sp, ch 3, sc in next ch-5 sp, ch

3, shell in next ch-2 sp, ch 1, shell in next ch-2 sp, ch 3, sk next ch-3 sp, [sc in next ch-3 sp, ch 3] 6 times**, shell in ch-2 sp of next shell, rep from * around, ending last rep at **, join in 3rd ch of beg ch-3. (48 shells, 72 sc, 108 ch-3 sps, 12 ch-1 sps)

Rnd 29: Sl st to next ch-2 sp, beg shell in same sp, *ch 3, shell in ch-2 sp of next shell, ch 5, [shell in ch-2 sp of next shell, ch 3] twice, sk next ch-3 sp, [sc in next ch-3 sp, ch 3] 5 times**, shell in ch-2 sp of next shell, rep from * around, ending last rep at **, join in 3rd ch of beg ch-3. (48 shells, 60 sc, 12 ch-5 sps, 96 ch-3 sps, 12 ch-1 sps)

Rnd 30: Sl st to next ch-2 sp, beg shell in same sp, *ch 3, shell in ch-2 sp of next shell, ch 2, shell in 3rd ch of next ch-5 lp, ch 2, [shell in ch-2 sp of next shell, ch 3] twice, sk next ch-3 sp, [sc in next ch-3 sp, ch 3] 4 times**, shell in ch-2 sp of next shell, rep from * around, ending last rep at **, join in 3rd ch of beg ch-3. (60 shells, 48 sc, 84 ch-3 sps)

Rnd 31: Sl st to next ch-2 sp, beg shell in same sp, *ch 3, shell in ch-2 sp of next shell, ch 2, [dc in next dc, ch 1] twice, [dc, ch 1] 3 times in next ch-2 sp, dc in next dc, ch 1, dc in next dc, ch 2, shell in ch-2 sp of next shell, ch 3, shell in ch-2 sp of next shell, ch 3, sk next ch-3 sp, [sc in next ch-3 sp, ch 3] 3 times**, shell in ch-2 sp of next shell, rep from * around, ending last rep at **, join in 3rd ch of beg ch-3. (48 shells, 84 dc, 36 sc, 72 ch-3 sps, 24 ch-2 sps)

Rnd 32: Sl st to next ch-2 sp of shell, beg shell in same sp, *ch 4, shell in ch-2 sp of next shell, ch 3, [sc in next dc, ch 3] 7 times, shell in ch-2 sp of next shell, ch 4, shell in ch-2 sp of next shell, ch 3, sk next ch-3 sp, [sc in next ch-3 sp, ch 3] twice**, shell in ch-2 sp of next shell, rep from * around, ending last rep at **, join in 3rd ch of beg ch-3. (48 shells, 108 sc, 48 ch-4 sps, 108 ch-3 sps)

Rnd 33: Sl st to next ch-2 sp, beg shell in same sp, *ch 4, sc in next lp, ch 4, shell in ch-2 sp of next shell, ch 3, sk next ch-3 sp, [sc in next ch-3 sp, ch 3] 6 times, shell in shell, ch 4, sc in next lp, ch 4, shell in ch-2 sp of next shell, ch 3, sc in center ch-3 sp, ch 3**, shell in ch-2 sp of next shell, rep from * around, ending last rep at **, join in 3rd ch of beg ch-3. (48 shells, 24 sc, 48 ch-4 sps, 120 ch-3 sps)

Rnd 34: Sl st to next ch-2 sp, beg shell in same sp, *ch 4, [sc in next lp, ch 4] twice, shell in ch-2 sp of next shell**, ch 3, sk next ch-3 sp, [sc in next ch-3 sp, ch 3] 5 times, shell in ch-2 sp of next shell, ch 4, [sc in next lp, ch 4] twice, shell in ch-2 sp of each of next 2 shells, rep from * around, ending last rep at **, join in 3rd ch of beg ch-3. (48 shells, 132 sc, 72 ch-4 sps, 72 ch-3 sps)

Rnd 35: Sl st to next ch-2 sp, ch 1, sc in same sp, *ch 5, [sc in next ch-3 sp, ch 5] 3 times, shell in ch-2 sp of next shell, ch 3, sk next ch-3 sp, [sc in next ch-3 sp, ch 3] 4 times, shell in ch-2 sp of next shell, ch 5, [sc in next ch-3 sp, ch 5] 3 times**, sc in ch-2 sp of each of next 2 shells, rep from * around, ending last rep at **, sc in ch-2 sp of next shell, join in beg sc. (48 shells, 168 sc, 96 ch-5 sps, 60 ch-3 sps)

Rnd 36: Ch 1, sc in same sp, *ch 5, [sc in next ch-4 sp, ch 5] 4 times, shell in ch-2 sp of next shell, ch 3, sk next ch-3 sp, [sc in next ch-3 sp, ch 3] 3 times, shell in ch-2 sp of next shell, ch 5, [sc in next ch-5 sp, ch 5] 4 times, sc in next sc, ch 5**, sc in next sc, rep from * around, ending last rep at **, join in beg sc. (48 shells, 156 sc, 132 ch-5 sps, 48 ch-3 sps)

Rnd 37: Sl st to center of next ch-5 sp, sc in same sp, ch 5, [sc in next ch-5 sp, ch 5] 4 times, *shell in ch-2 sp of next shell, ch 3, sk next ch-3 sp, [sc in next ch-3 sp, ch 3] twice, shell in ch-2 sp of next shell**, [ch 5, sc in next ch-5 sp] 11 times, rep from * around, ending last rep at **, [ch 5, sc in next ch-5 sp] 6

times, join in beg sc. (48 shells, 216 sc, 192 ch-5 sps, 48 ch-3 sps)

Rnd 38: Sl st to center of next ch-5 sp, sc in same sp, ch 5, [sc in next ch-5 sp, ch 5] 4 times, *shell in ch-2 sp of shell, ch 3, sk next ch-3 sp, sc in next ch-3 sp, ch 3, shell in ch-2 sp of next shell, ch 5**, [sc in next ch-5 sp, ch 5] 12 times, rep from * around, ending last rep at **, [sc in next ch-5 sp, ch 5] 7 times, join in beg sc. (48 shells, 216 sc, 216 ch-5 sps, 48 ch-3 sps)

Rnd 39: Sl st to center of next ch-5 sp, sc in same sp, ch 5, *[sc in next ch-5 sp, ch 5] 4 times, shell in ch-2 sp of each of next 2 shells, ch 5**, [sc in next ch-5 sp, ch 5] 13 times, rep from * around, ending last rep at **, [sc in next lp, ch 5] 8 times, join in beg sc. (48 shells, 216 sc, 216 ch-5 sps)

Rnd 40: Sl st to center of next ch-5 sp, sc in same sp, ch 5, [sc in next ch-5 sp, ch 5] 4 times, *sc in ch-2 sp of each of next 2 shells, ch 5**, [sc in next ch-5 sp, ch 5] 14 times, rep from * around, ending last rep at **, [sc in next lp, ch 5] 9 times, join in beg sc. (192 sc, 180 ch-5 sps)

Rnd 41: Sl st to center of next ch-5 sp, sc in same sp, ch 5, [sc in next ch-5 sp, ch 5] 4 times, *[sc in next sc, ch 5] twice**, [sc in next ch-5 sp, ch 5] 15 times, rep from * around, ending last rep at **, [sc in next ch-5 sp, ch 5] 10 times, join in beg sc. (204 sc, 204 ch-5 sps)

Rnd 42: Sl st to center of next ch-5 sp, ch 1, sc in same sp, [sc in next ch-5 sp, ch 5] around, join in beg sc.

Rnd 43: Sl st in first ch of next ch-5 sp, ch 6, sl st in 3rd ch from hook, *[ch 2, dc in next ch, **picot** (see *Special Stitches*)] 4 times, sc in next ch-5 sp, ch 3, sc in next ch-5 sp**, dc in first ch of next ch-5 sp, picot, rep from * around, ending last rep at **, join in 3rd ch of beg ch-6. Fasten off. ●

Green Heather

Design by Lucille LaFlamme



Skill Level



Finished Measurement

Approximately 42 inches in diameter

Materials



- Premier Yarns Deborah Norville Everyday Heathers medium (worsted) weight acrylic yarn (3½ oz/180 yds/100g per skein):
 - 3 skeins #0012 sage heather
 - 1 skein #0004 green heather
- Size J/10/6mm crochet hook or size needed to obtain gauge
- Tapestry needle

Gauge

Rnd 1 = 1 inch in diameter

Pattern Notes

Weave in ends as work progresses.

Join with slip stitch as indicated unless otherwise stated.

Chain-3 at beginning of round counts as first double crochet unless otherwise stated.

Chain-7 at beginning of round counts as first treble crochet and chain-3 unless otherwise stated.

Chain-7 at beginning of round counts as first double crochet and chain-4 unless otherwise stated.

Chain-6 at beginning of round counts as first treble crochet and chain-2 unless otherwise stated.

Special Stitches

3-treble crochet cluster (3-tr cl): *Yo twice, insert hook in ch, yo, draw lp through, [yo, draw through 2 lps on hook] twice, rep from * twice in same ch or st indicated, yo, draw through all 4 lps on hook.

4-treble crochet cluster (4-tr cl): *Yo twice, insert hook in ch, yo, draw lp through, [yo, draw through 2 lps on hook] twice, rep from * 3 times in same ch or st indicated, yo, draw through all 5 lps on hook.

Single crochet join (sc join): Place slip knot on hook, insert hook in indicated st, yo, pull up a lp, yo and draw through both lps on hook.

Beginning shell (beg shell): Ch 3, (dc, ch 2, 2 dc) in indicated st.

Shell: (2 dc, ch 2, 2 dc) in indicated st.

2-treble crochet cluster (2-tr cl): *Yo twice, insert hook in indicated ch, yo, draw lp through, [yo, draw through 2 lps on hook] twice, rep from * once in same ch or st indicated, yo, draw through all 3 lps on hook.

Picot: Ch 4, sl st in top of last st made.

Afghan

Rnd 1 (RS): With sage, ch 9, **join** (*see Pattern Notes*) in first ch to form ring, **ch 3** (*see Pattern Notes*), 31 dc in ring, join in 3rd ch of beg of ch-3. (32 dc)

Rnd 2: **Ch 7** (*see Pattern Notes*), sk next st, [tr in next st, ch 3, sk next st] around, join in 4th ch of beg ch-7. (16 tr, 16 ch-3 sps)

Rnd 3: **Ch 7** (*see Pattern Notes*), [dc in next tr, ch 4] around, join in 3rd ch of beg ch-7.

Rnd 4: Ch 10, (**3-tr cl**—*see Special Stitches*, ch 5, sl st) in 5th ch from hook (*petal made*), working in same ch as last sl st, ch 5, [3-tr cl, ch 5, sl st, ch 5] 3 times (3 petals made), **4-tr cl** (*see Special Stitches*) in same ch (*petal made*), ch 1, dc in next dc, *ch 5, 4-tr cl in 5th ch from hook, tr in next dc, ch 5, working in top of tr just made, [3-tr cl, ch 5, sl st, ch 5] 3 times, 4-tr cl in same tr, ch 1, dc in next dc, rep from * around, join in top of beg 3-tr cl. Fasten off. (8 tr, 8 flowers)

Rnd 5: **Sc join** (*see Special Stitches*) green in top of first free petal of any flower, [ch 7, sc in top of next petal] 23 times; to join, ch 3, tr in first sc (*counts as last ch-7 sp*). (24 sc, 24 ch sps)

Rnds 6–12 Ch 1, 3 sc in sp formed by joining tr, [ch 7, 3 sc in next ch-7 sp] around, ch 3, tr in first sc. At end of last rnd, fasten off.

Rnd 13: Join sage in 2nd sc of any 3-sc group, **beg shell** (*see Special Stitches*) in same st, ch 5, ***shell** (*see Special Stitches*) in 2nd sc of next 3-sc group, ch 5, rep from * around, join in 3rd ch of beg ch-3. (24 shells, 24 ch-5 sps)

Rnd 14: Sl st in next st and in next ch-2 sp, beg shell in same sp, ch 7, dc in ch-2 sp of next shell, ch 7, *shell in ch-2 sp of next shell, ch 7, dc in ch-2 sp of next shell, ch 7, rep from * around, join in 3rd ch of beg ch-3. (12 shells, 12 dc, 24 ch-7 sps)

Rnd 15: Sl st in next st and in next ch-2 sp, beg shell in same sp, *ch 7, sc in next ch-7 sp, in next dc and in next ch-7 sp, ch 7**, shell in ch-2 sp of next shell, rep from * around, ending last rep at **, join in 3rd ch of beg ch-3. (12 shells, 36 sc, 24 ch-7 sps)

Rnd 16: Sl st in next st and in next ch-2 sp, beg shell in same sp, *ch 7, sc in next sc, ch 3, sk next sc, sc in next sc, ch 7**, shell in ch-2 sp of next shell, rep from * around, ending last rep at **, join in 3rd ch of beg ch-3. (12 shells, 24 sc, 24 ch-7 sps, 12 ch-3 sps)

Rnd 17: Sl st in next st and in next ch-2 sp, beg shell in same sp, *ch 9, dc in next ch-3 sp, ch 9**, shell in ch-2 sp of next shell, rep from * around, ending last rep at **, join in 3rd ch of beg ch-3. (12 shells, 12 dc,

24 ch-9 sps)

Rnd 18: Sl st in next st and in next ch-2 sp, beg shell in same sp, *ch 4, shell in 5th ch of next ch-9 sp, ch 3, shell in 5th ch of next ch-9, ch 4**, shell in ch-2 sp of next shell, rep from * around, ending last rep at **, join in 3rd ch of beg ch-3. (36 shells, 24 ch-4 sps, 12 ch-3 sps)

Rnd 19: Sl st in next st and in next ch-2 sp, beg shell in same sp, *ch 9, sk next shell, shell in next ch-3 sp, ch 9**, shell in ch-2 sp of next shell, rep from * around, ending last rep at **, join in 3rd ch of beg ch-3. Fasten off. (24 shells, 24 ch-9 sps)

Rnd 20: Join green in ch-2 sp of any shell, ch 4, 3-tr cl in same sp, ch 5, (2-tr cl—see *Special Stitches*, ch 4, sl st) in 5th ch from hook, ch 4, (2-tr cl, ch 4, sl st, ch 4, 2-tr cl) in top of first cl made, *ch 8, 3-tr cl in 5th ch from hook, 4-tr cl in next shell, ch 4, (2-tr cl, ch 4, sl st, ch 4, 3-tr cl) in top of last cl made, rep from * around, ch 3, join in top of 2nd petal made. Fasten off. (24 flowers, 24 ch-3 sps)

Rnd 21: Sc join sage in top of any petal, **picot** (see *Special Stitches*), ch 7, 4 tr in next ch-3 sp, *ch 7, sc in top of next petal, picot, ch 7, 4 tr in next ch-3 sp, rep from * around, ch 3, tr in first sc. (96 tr, 24 sc, 24 picots, 48 ch-7 sps)

Rnd 22: Ch 1, sc in sp formed by joining tr, *ch 9, sk next picot, sc in next ch-7 sp, ch 7, tr in next tr, sk next 2 tr, tr in next tr**, ch 7, sc in next ch-7 sp, rep from * around, ending last rep at **, ch 3, tr in first sc. (48 tr, 48 sc, 24 ch-9 sps, 48 ch-7 sps)

Rnds 23 & 24: Ch 1, sc in sp formed by joining tr, *ch 7, sc in next ch-7 sp, rep from * around, ch 3, tr in first sc. (72 sc, 72 ch-7 sps)

Rnds 25 & 26: Ch 1, sc in sp formed by joining tr, *ch 8, sc in next ch-7 sp, rep from * around, ch 4, tr in first sc.

Rnd 27: **Ch 6** (see *Pattern Notes*), tr in sp formed by joining tr, ch 4, *(tr, ch 2, tr) in next ch-8 sp, ch 4, rep from * around, join in 4th ch of beg ch-6.

Rnd 28: Sl st in next ch-2 sp, ch 7, dc in 4th ch from hook, [tr, ch 4, dc in 4th ch from hook] 3 times in same sp, *sc in next ch-2 sp, ch 4, dc in 4th ch from hook**, [tr, ch 4, dc in 4th ch from hook] 4 times in next ch-2 sp, rep from * around, ending last rep at **, join in 4th ch of beg ch-7. Fasten off. ●

Ocean Ripple

Design by Sandra Jean Smith



Skill Level



Finished Measurement

Approximately 40 inches in diameter

Materials



- Premier Yarns Deborah Norville Everyday Soft Worsted medium (worsted) weight acrylic yarn (4 oz/203 yds/113g per skein):
 - 4 skeins #2021 happy baby
 - 1 skein #1002 cream
- Size H/8/5mm crochet hook or size needed to obtain gauge
- Tapestry needle

Gauge

7 dc = 2 inches; 2 dc rows = 1 inch

Pattern Notes

Weave in ends as work progresses.

Join with slip stitch as indicated unless otherwise stated.

Chain-3 at beginning of round counts as first double crochet unless otherwise stated.

Chain-5 at beginning of round counts as first double crochet and chain-2 unless otherwise stated.

Special Stitches

Shell: (2 dc, ch 2, 2 dc) in indicated place.

Beginning V-stitch (beg V-st): Ch 5 (see *Pattern Notes*), dc in indicated sp.

V-stitch (V-st): (Dc, ch 2, dc) in indicated sp.

Beginning shell (beg shell): Ch 3, (dc, ch 2, 2 dc) in indicated place.

Split double crochet cluster (2dc-cl): Yo, insert hook in first indicated st, yo, pull up lp, yo, pull through 2 lps, sk number of indicated sts, yo, insert hook in next indicated st, yo, pull up lp, yo, pull through 2 lps, yo and pull through 3 lps on hook.

Afghan

Rnd 1 (RS): With happy baby, ch 10, **join** (see *Pattern Notes*) in first ch to form ring, ch 1, 24 sc in ring, join in first sc. (24 sc)

Rnd 2: Ch 3 (see *Pattern Notes*), dc in same st, 2 dc in next st, ch 1, sk next st, *2 dc in each of next 2 sts, ch 1, sk next st, rep from * around, join in 3rd ch of beg ch-3. (32 dc)

Rnd 3: Ch 3, dc in each of next 3 sts, ch 2, *dc in each of next 4 sts, ch 2, rep from * around, join in 3rd ch of beg ch-3. (32 dc, 8 ch-2 sps)

Rnd 4: Ch 3, 2 dc in next st, ch 2, 2 dc in next st, dc in next st, ch 2, *dc in next st, 2 dc in next st, ch 2, 2 dc in next st, dc in next st, ch 2, rep from * around, join in 3rd ch of beg ch-3. (48 dc, 8 ch-2 sps)

Rnd 5: Ch 3, dc in each of next 2 sts, **shell** (see *Special Stitches*) in next ch-2 sp, dc in each of next 3 sts, ch 1, *dc in each of next 3 sts, shell in next ch-2 sp, dc in each of next 3 sts, ch 1, rep from * around, join in 3rd ch of beg ch-3. (8 shells, 48 dc)

Rnd 6: Ch 2, dc in each of next 4 sts, shell in next ch-2 sp, dc in each of next 4 sts, **dc dec** (see *Stitch Guide*) in next 2 sts, *dc in each of next 4 sts, shell in next ch-2 sp, dc in each of next 4 sts**, dc dec in next 2 sts, rep from * around, ending last rep at **, dc in last st, join in 2nd ch of beg ch-2. (8 shells, 72 dc)

Rnd 7: Sl st in each of next 6 sts and in next ch-2 sp, **beg V-st** (see *Special Stitches*) in same sp, *ch 2, sk next 2 sts, [dc in next st, ch 1, sk next st] 4 times, dc in next st, ch 2, sk next 2 sts**, **V-st** (see *Special Stitches*) in ch-2 sp of next shell, rep from * around, ending last rep at **, join in 3rd ch of beg ch-5. (8 V-sts, 40 dc)

Rnd 8: Sl st in next ch-2 sp, **beg shell** (see *Special Stitches*) in same sp, *dc in next st, 2 dc in next ch-2 sp, dc in next st, dc in next ch-1 sp, sk ch-1 sps, dc dec in next 3 sts, dc in next ch-1 sp, dc in next st, 2 dc in next ch-2 sp, dc in next st**, shell in ch-2 sp of next V-st, rep from * around, ending last rep at **, join in 3rd ch of beg ch-3. (8 shells, 88 dc)

Rnd 9: Sl st in next st and in next ch-2 sp, beg shell in same sp, *2 dc in next st, dc in each of next 5 sts, **2dc-cl** (see *Special Stitches*) in next st, sk next st and in next st, dc in each of next 5 sts**, shell in ch-2 sp of next shell, rep from * around, ending last rep at **, join in 3rd ch of beg ch-3. (8 shells, 120 dc)

Rnd 10: Sl st in next st and in next ch-2 sp, beg shell in same sp, *2 dc in next st, dc in each of next 7 sts, 2dc-cl in next st, sk next st and in next st, dc in each of next 7 sts, 2 dc in next st**, shell in ch-2 sp of next shell, rep from * around, ending last rep at **, join in 3rd ch of beg ch-3. (8 shells, 152 dc)

Rnd 11: Sl st in next st and in next ch-2 sp, beg V-st in same sp, *ch 2, sk next st, dc in next st, [ch 2, sk next 2 sts, dc in next st] twice, ch 1, sk next st, 2dc-cl in next st, sk next 3 sts and in next st, ch 1, sk next st, dc in next st, [ch 2, sk next 2 sts, dc in next st] twice, ch 2, sk next st**, V-st in ch-2 sp of next shell, rep from * around, ending last rep at **, join in 3rd ch of beg ch-3. (8 V-sts, 56 dc)

Rnd 12: Sl st in next ch-2 sp, beg shell in same sp, *dc in next st of V-st, [2 dc in next ch-2 sp, dc in next st] 3 times, shell in next st, dc in next st, [2 dc in next ch-2 sp, dc in next st] 3 times**, shell in ch-2 sp of next V-st, rep from * around, ending last rep at **, join in 3rd ch of beg ch-3. (16 shells, 160 dc)

Rnd 13: Sl st in next st and in next ch-2 sp, beg shell in same sp, *2 dc in next st, dc in each of next 7 sts, 2dc-cl in next st, sk next 2 sts and in next st, dc in next st, 2 dc in next st, shell in ch-2 sp of next shell, 2 dc in next st, dc in next st, 2dc-cl in next st, sk next 2 sts and in next st, dc in each of next 7 sts, 2 dc in next st**, shell in ch-2 sp of next shell, rep from * around, ending last rep at **, join in 3rd ch of beg ch-3. (16 shells, 208 dc)

Rnd 14: Sl st in next st and in next ch-2 sp, beg shell in same sp, *2 dc in next st, dc in each of next 5 sts, 2dc-cl in next st, sk next 4 sts and in next st, dc in each of next 4 sts, 2 dc in next st, shell in ch-2 sp of next shell, 2 dc in next st, dc in each of next 4 sts, 2dc-cl in next st, sk next 4 sts and in next st, dc in each of next 5 sts, 2 dc in next st**, shell in ch-2 sp of next shell, rep from * around, ending last rep at **, join in 3rd ch of beg ch-3. (16 shells, 224 dc)

Rnd 15: Sl st in next st and in next ch-2 sp, beg V-st in same sp, *[ch 2, sk next 2 sts, dc in next st] twice, ch 2, sk next st, 2dc-cl in next st, sk next 3 sts and in next st, ch 2, sk next st, dc in next st, ch 2, sk next 2 sts, dc in next st, ch 2, sk next st, V-st in ch-2 sp of next shell, ch 2, sk next st, dc in next st, ch 2, sk next 2 sts, dc in next st, ch 2, sk next st, 2dc-cl in next st, sk next 3 sts and in next st, ch 2, sk next st, dc in next st, ch 2, sk next 2 sts, dc in next st, ch 2, sk next 2 sts**, V-st in ch-2 sp of next shell, rep from * around, ending last rep at **, join in 3rd ch of beg ch-5. (16 V-sts, 80 dc)

Rnd 16: Sl st in next ch-2, beg shell in same sp, *2 dc in next st, 2 dc in next ch-2 sp, dc in next st, 2 dc in next ch-2 sp, 2dc-cl in next st, sk next st and in next st, 2 dc in next ch-2 sp, dc in next st, 2 dc in next ch-2 sp, 2 dc in next st, shell in ch-2 sp of next V-st, 2 dc in next st, 2 dc in next ch-2 sp, dc in next st, 2 dc in next ch-2 sp, 2dc-cl in next st, sk next st and in next st, 2 dc in next ch-2 sp, dc in next st, 2 dc in next ch-2 sp, 2 dc in next st**, shell in next ch-2 sp, rep from * around, ending last rep at **, join in 3rd ch of beg ch-3. (16 shells, 240 dc)

Rnd 17: Sl st in next st and in next ch-2 sp, beg shell in same sp, *2 dc in next st, dc in each of next 6 sts, 2dc-cl in next st, sk next 2 sts and in next st, dc in each of next 7 sts, 2 dc in next st, shell in ch sp of next shell, 2 dc in next st, dc in each of next 7 sts, 2dc-cl in next st, sk next 2 sts and in next st, dc in each of next 6 sts, 2 dc in next st**, shell in ch-2 sp of next shell, rep from * around, ending last rep at **, join in 3rd ch of beg ch-3. (16 shells, 288 dc)

Rnd 18: Sl st in next st and in next ch-2 sp, beg shell in same sp, *2 dc in next st, dc in each of next 7 sts, 2dc-cl in next st, sk next 2 sts and in next st, dc in each of next 9 sts, 2 dc in next st, shell in ch-2 sp of next shell, 2 dc in next st, dc in each of next 8 sts, 2dc-cl in next st, sk next 2 sts and in next st, dc in each of next 8 sts, 2 dc in next st**, shell in ch-2 sp of next shell, rep from * around, ending last rep at **, join in 3rd ch of beg ch-3. (16 shells, 336 dc)

Rnd 19: Sl st in next st and in next ch-2 sp, beg V-st in same sp, *ch 2, sk either 1 or 2 sts as needed to evenly sp [dc, ch 2] 3 times across to 1 st before next 2dc-cl, 2dc-cl in next st, sk next st and in next st, ch 2, evenly sp [dc, ch 2] 4 times across to ch-2 sp of next shell**, V-st in ch-2 sp of next shell, rep from * around, ending last rep at **, join in 3rd ch of beg ch-5. (16 V-sts, 128 dc)

Rnd 20: Sl st in next ch-2 sp, beg shell in same sp, *[dc in each st and 2 dc in each ch sp] 3 times, 2dc-cl in next st, sk next 3 sts and 2 chs sps and in next st, [2 dc in each ch sp and dc in each st] 4 times**, shell in ch-2 sp of V-st, rep from * around, ending last rep at **, join in 3rd ch of beg ch-3. (16 shells, 352 dc)

Rnd 21: Sl st in next st and in next ch-2 sp, beg shell in same sp, *dc in each st across to 2 dc before next

2dc-cl, 2dc-cl in next st, sk next 3 sts and in next st, dc in each st across to ch-2 sp of next shell**, shell in ch-2 sp of shell, rep from * around, ending last rep at **, join in 3rd ch of beg ch-3. (16 shells, 368 dc)

Rnd 22: Sl st in next st and in next ch-2 sp, beg shell in same sp, *dc in each st across to 2 dc before next 2dc-cl, 2dc-cl in next st, sk next 3 sts and in next st, dc in each st across to ch-2 sp of next shell**, shell in ch-2 sp of shell, rep from * around, ending last rep at **, join in 3rd ch of beg ch-3.

Rnd 23: Sl st in next st and in next ch-2 sp, beg V-st in same sp, *sk 1 or 2 sts as needed to evenly sp [dc, ch 2] 5 times, 2dc-cl in next st, sk next st and in next st, evenly sp [dc, ch 2] 4 times**, V-st in ch-2 sp of next shell, rep from * around, ending last rep at **, join in 3rd ch of beg ch-5. (16 V-sts, 160 dc)

Rnd 24: Sl st in next st and in next ch-2 sp, beg shell in same sp, *dc in each st across to 2 dc in each ch sp across to dc before next 2dc-cl, 2dc-cl in next st, sk next 3 sts and in next st, 2 dc in each ch sp and dc in each st across to ch-2 sp of next shell**, shell in ch-2 sp of shell, rep from * around, ending last rep at **, join in 3rd ch of beg ch-3. (16 shells, 368 dc)

Rnd 25: Sl st in next st and in next ch-2 sp, beg V-st in same sp, *[ch 2, sk next 2 sts, dc in next st] 3 times, ch 2, sk next 2 sts, 2dc-cl in next st, sk next ch sp, next st and next ch sp and in next st, ch 2, sk next 2 sts, [dc in next st, ch 2, sk next 2 sts] 3 times**, V-st in ch-2 sp of next shell, rep from * around, ending last rep at **, join in 3rd ch of beg ch-5. Fasten off. (16 V-sts, 112 dc)

Rnd 26: Join cream in ch-2 sp of any shell, beg shell in same sp, *[dc in each st and 2 dc in each ch sp] across to st before next 2dc-cl, 2dc-cl in next st, sk next ch sp, next st and next ch sp and in next st, [2 dc in each ch sp and dc in each st] across to ch-2 sp of next V-st**, shell in ch-2 sp of next V-st, rep from * around, ending last rep at **, join in 3rd ch of beg ch-3. (16 shells, 304 dc)

Rnd 27: Sl st in next st and in next ch-2 sp, beg V-st in same sp, *ch 2, sk next st, [dc in next st, ch 2, sk next 2 sts] twice, dc in next st, ch 2, sk next st, 2dc-cl in next st, sk next 3 sts and in next st, ch 2, sk next st, [dc in next st, ch 2, sk next 2 sts] twice, dc in next st, ch 2, sk next st**, V-st in ch-2 sp of next shell, rep from * around, ending last rep at **, join in 3rd ch of beg ch-5.

Rnd 28: Sl st in next ch-2 sp, beg shell in same sp, *[dc in each st and 2 dc in each ch sp] across to ch sp before next 2dc-cl, dc in next ch sp, dc dec in same ch sp and in next ch sp, dc in same ch sp as last leg of dec made, [dc in each st and 2 dc in each ch sp] across to ch-2 sp of next V-st**, shell in ch-2 sp of next V-st, rep from * around, ending last rep at **, join in 3rd ch of beg ch-3. (16 shells, 352 dc)

Rnd 29: Sl st in next st and in next ch-2 sp, beg V-st in same sp, *ch 2, sk next st, [dc in next st, ch 2, sk next 2 sts] 3 times, dc in next st, ch 2, sk next st, 2dc-cl in next st, sk next st and in next st, ch 2, sk next st, [dc in next st, ch 2, sk next 2 sts] 3 times, dc in next st, ch 2, sk next st**, V-st in ch-2 sp of next shell, rep from * around, ending last rep at **, join in 3rd ch of beg ch-5. Fasten off. (16 shells, 128 dc) ●

Pineapple Celebration

Design by Dot Drake



Skill Level



Finished Measurement

Approximately 50 inches in diameter

Materials



- Premier Yarns Deborah Norville Everyday Heathers medium (worsted) weight acrylic yarn (3½ oz/180 yds/100g per skein):
4 skeins #0010 oat heather
- Premier Yarns Deborah Norville Everyday Soft Worsted medium (worsted) weight acrylic yarn (4 oz/203 yds/113g per skein):
2 skeins #1022 bittersweet
- Size H/8/5mm crochet hook or size needed to obtain gauge
- Tapestry needle

Gauge

Motif: 3¼ inches in diameter

4 V-st rnds = 1 inch

Pattern Notes

Weave in ends as work progresses.

Join motifs with wrong sides together.

Join with slip stitch as indicated unless otherwise stated.

Chain-4 at beginning of round counts as first treble crochet unless otherwise stated.

Chain-10 at beginning of round counts as first double treble crochet and chain-5 unless otherwise stated.

Chain-3 at beginning of round counts as first double crochet unless otherwise stated.

Chain-4 at beginning of round counts as first double crochet and chain-1 unless otherwise stated.

Special Stitches

Picot: Ch 3, sl st in top of last st made.

V-stitch (V-st): (Dc, ch 1, dc) in indicated st.

Beginning V-stitch (beg V-st): (Ch 4, dc) in indicated st.

Afghan

Center

First Motif

Rnd 1 (RS): With bittersweet, ch 6, **join** (*see Pattern Notes*) in first ch to form ring, **ch 4** (*see Pattern Notes*), tr in ring, **picot** (*see Special Stitches*), [2 tr in ring, picot] 11 times, join in 4th ch of beg ch-4. Fasten off.

2nd Motif

Rnd 1 (RS): With oat heather, ch 6, join to form a ring, ch 4, tr in ring, picot, [2 tr in ring, picot] 9 times, [2 tr in ring, ch 1, sc in next picot of First Motif, ch 1, sl st in last tr made] twice, join in 4th ch of beg ch-4. Fasten off.

3rd–6th Motifs

Rnd 1 (RS): With oat heather, ch 6, join to form a ring, ch 4, tr in ring, picot, [2 tr in ring, picot] 7 times, join to next 2 free picots of First Motif and next 2 free picots of previous Motif as follows: [2 tr in ring, ch 1, sc in picot, ch 1, sl st in last tr made] 4 times, join in 4th ch of beg ch-4. Fasten off.

7th Motif

Rnd 1 (RS): With oat heather, ch 6, join to form a ring, ch 4, tr in ring, picot, [2 tr in ring, picot] 5 times, join to next 2 picots on 2nd Motif, rem 2 picots on First Motif and next 2 picots on previous Motif to close ring. Fasten off.

First Center Edging

Rnd 1 (RS): With WS facing, join bittersweet around next tr after last joining of picot sts, **bpsc** (*see Stitch Guide*) around first tr following joining, *[ch 5, sk next tr, bpsc around next tr] 6 times**, ch 5, bpsc around next tr of next Motif beyond joining, rep from * around, ending last rep at **, join with ch 2, dc in beg sc (*counts as last ch-5 sp*). (42 ch-5 sps)

Rnds 2–5: Ch 1, sc in same sp as beg ch-1, [ch 5, sc in next ch-5 sp] around, ch 2, dc in beg sc. At end of rnd 5, fasten off.

2nd Center Edging

Rnd 1: Join oat heather in any ch-5 sp, ch 4, tr in same ch-5 sp, [picot, 2 tr in same sp] 6 times, **sc dec** (*see Stitch Guide*) in next 2 ch-5 sps, *2 tr in next ch-5 sp, [picot, 2 tr in same sp] 6 times, sc dec in next 2 ch-5 sps, rep from * around, join in 4th ch of beg ch-4. (14 half Motifs)

3rd Center Edging

First Motif

Rnd 1 (RS): With bittersweet, ch 6, join in first ch to form ring, ch 4, tr in ring, picot, [2 tr in ring, picot] 9 times, to join to center 2 picots on any half Motif of last rnd, [2 tr in ring, ch 1, sc in picot, ch 1, sl st in last tr] twice, join in 4th ch of beg ch-4. Fasten off.

2nd–7th Motifs

Rnd 1 (RS): With bittersweet, ch 6, join in first ch to form ring, ch 4, tr in ring, picot, [2 tr in ring, picot] 6 times, to join to center 2 picots on next half Motif to right, [2 tr in ring, ch 1, sc in picot, ch 1, sl st in last tr] twice, 2 tr in ring, picot, sk next picot past joining on last Motif, [2 tr in ring, ch 1, sc in next picot, ch 1, sl st in last tr] twice, join in 4th ch of beg ch-4. Fasten off.

8th Motif

Rnd 1 (RS): With bittersweet, ch 6, join in first ch to form ring, ch 4, tr in ring, picot, [2 tr in ring, picot] 6 times; to join to last Motif, beg in 3rd free picot above joining to half Motif, [2 tr in ring, ch 1, sc in picot, ch 1, sl st in last tr] twice, 2 tr in ring, picot, 2 tr in ring, ch 1, sc in next picot on same half Motif, ch 1, sl st in last tr, 2 tr in ring, ch 1, sc in 2nd picot on next half Motif, ch 1, sl st in last tr, join in 4th ch of beg ch-4. Fasten off.

Beg in same half Motif as last joining, make and join 8 more Motifs for a total of 16, joining last Motif to first Motif in same manner to close.

Pineapple Section

Rnd 1 Join oat heather in picot joining between 2 joined Motifs, **ch 10** (see *Pattern Notes*), **dtr** (see *Stitch Guide*) in same st as beg ch-10, *ch 3, sk next picot, sc in next picot, ch 5, sc in next picot, ch 3**, [dtr, ch 5, dtr] in picot joining between 2 joined Motifs, rep from * around, ending last rep at **, join in 5th ch of beg ch-10.

Rnd 2: Sl st in next ch-5 sp, **ch 3** (see *Pattern Notes*), 6 dc in same sp, *ch 5, dc in next ch-5 sp, ch 5**, 7 dc in next ch-5 sp, rep from * around, ending last rep at **, join in 3rd ch of beg ch-3. (16 pineapple bases)

Rnd 3: **Ch 4** (see *Pattern Notes*), dc in next dc, [ch 1, dc in next dc] 5 times, *ch 5, **V-st** (see *Special Stitches*) in next dc, ch 5**, dc in first dc of next pineapple base, [ch 1, dc in next dc] 6 times, rep from * around, ending last rep at **, join in 3rd ch of beg ch-4.

Rnd 4: Sl st in next ch-1 sp, ch 1, sc in same sp, *[ch 3, sc in next ch-1 sp] 5 times, ch 5, dc in next ch-1 sp, [ch 1, dc in same sp] twice, ch 5**, sc in next ch-1 sp, rep from * around, ending last rep at **, join in beg sc.

Rnd 5: Sl st in next ch-3 sp, ch 1, sc in same sp, *[ch 3, sc in next ch-3 sp] 4 times, ch 5, V-st in next ch-1 sp, ch 2, V-st in next ch-1 sp, ch 5**, sc in next ch-3 sp, rep from * around, ending last rep at **, join in beg sc.

Rnd 6: Sl st in next ch-3 sp, ch 1, sc in same sp, *[ch 3, sc in next ch-3 sp] 3 times, ch 5, V-st in ch-1 sp of next V-st, ch 3, V-st in ch-1 sp of next V-st, ch 5**, sc in next ch-3 sp, rep from * around, ending last rep at **, join in beg sc.

Rnd 7: Sl st in next ch-3 sp, ch 1, sc in same sp, *[ch 3, sc in next ch-3 sp] twice, ch 5, V-st in ch-1 sp of next V-st, ch 4, V-st in ch-1 sp of next V-st, ch 5**, sc in next ch-3 sp, rep from * around, ending last rep at **, join in beg sc.

Rnd 8: Sl st in next ch-3 sp, ch 1, sc in same sp, *ch 3, sc in next ch-3 sp, ch 5, V-st in ch-1 sp of next V-st, ch 11, V-st in ch-1 sp of next V-st, ch 5**, sc in next ch-3 sp, rep from * around, ending last rep at **, join in beg sc.

Rnd 9: Sl st in next ch-3 sp, ch 1, sc in same sp, *ch 5, V-st in ch-1 sp of next V-st, ch 5, 7 dc in next ch-11 sp, ch 5, V-st in ch-1 sp of next V-st, ch 5**, sc in next ch-3 sp, rep from * around, ending last rep at **, join in beg sc. (16 pineapple bases)

Rnd 10: Sl st in next ch-1 sp, **beg V-st** (see *Special Stitches*) in same sp, *ch 5, dc in first dc of next pineapple base, [ch 1, dc in next dc] 6 times, ch 5, V-st in ch-1 sp of next V-st, ch 6, sl st in 4th ch from hook, ch 5, sl st in 4th ch from hook, ch 2**, V-st in ch-1 sp of next V-st, rep from * around, ending last rep at **, join in 3rd ch of beg ch-4.

Rnd 11: Sl st in next ch-1 sp, beg V-st in same sp, *ch 5, sc in next ch-1 sp, [ch 3, sc in next ch-1 sp] 5 times, ch 5, V-st in ch-1 sp of next V-st, ch 9**, V-st in ch-1 sp of next V-st, rep from * around, ending last rep at **, join in 3rd ch of beg ch-4.

Rnd 12: Sl st in next ch-1 sp, beg V-st in same sp, *ch 5, sc in next ch-3 sp, [ch 3, sc in next ch-3 sp] 4 times, ch 5, V-st in ch-1 sp of next V-st, ch 5, sc in 5th ch of next ch-9 sp, picot, ch 5**, V-st in ch-1 sp of next V-st, rep from * around, ending last rep at **, join in 3rd ch of beg ch-4.

Rnd 13: Sl st in next ch-1 sp of V-st, beg V-st in same sp, *ch 5, sc in next ch-3 sp, [ch 3, sc in next ch-3 sp] 3 times, ch 5, V-st in ch-1 sp of next V-st, ch 8, sl st in 4th ch from hook, ch 7, sl st in 4th ch from hook, ch 4**, V-st in ch-1 sp of next V-st, rep from * around, ending last rep at **, join in 3rd ch of beg ch-4.

Rnd 14: Sl st in next ch-1 sp, beg V-st in same sp, *ch 5, sc in next ch-3 sp, [ch 3, sc in next ch-3 sp] twice, ch 5, V-st in ch-1 sp of next V-st, [ch 4, dc in 4th ch from hook] 8 times**, V-st in ch-1 sp of next V-st, rep from * around, ending last rep at **, join in 3rd ch of beg ch-4.

Rnd 15: Sl st in next ch-1 sp, beg V-st in same sp, *ch 5, sc in next ch-3 sp, ch 3, sc in next ch-3 sp, ch 5, V-st in ch-1 sp of next V-st, [ch 5, sc in next ch-4 sp] 8 times, ch 5**, V-st in ch-1 sp of next V-st, rep from * around, ending last rep at **, join in 3rd ch of beg ch-4.

Rnd 16: Sl st in next ch-1 sp, beg V-st in same sp, *ch 5, sc in next ch-3 sp, ch 5, V-st in ch-1 sp of next V-st, [ch 5, sc in next ch-5 sp] 9 times, ch 5**, V-st in ch-1 sp of next V-st, rep from * around, ending last rep at **, join in 3rd ch of beg ch-4.

Rnd 17: Sl st in next ch-1 sp, beg V-st in same sp, *V-st in ch-1 sp of next V-st, [ch 5, sc in next ch-5 sp] 10 times, ch 5**, V-st in ch-1 sp of next V-st, rep from * around, ending last rep at **, join in 3rd ch of beg ch-4.

Rnd 18: Sl st in next ch-1 sp, in each of next 2 sts, in next ch-1 sp, in next st and in next ch-5 sp across, ch 1, sc in same sp, *[ch 7, sl st in 4th ch from hook, ch 3, sc in next ch-5 sp] 10 times**, sc in next ch-5 sp, rep from * around, ending last rep at **, join in beg sc. Fasten off.

Fill-In Motif

Make 16.

Rnd 1 (RS): With bittersweet, ch 6, join in first ch to form ring, ch 4, tr in ring, ch 1, sc in first unused ch-4 sp on rnd 14, ch 1, sl st in last tr made, *2 tr in ring, ch 1, sc in next unused ch-4 sp on rnd 14, ch 1, sl st in last tr made, rep from * 6 times, 2 tr in ring, picot, 2 tr in ring, [ch 1, sc in next picot on rnd 13, ch 1, sl st in last tr, 2 tr in ring] twice, picot, 2 tr in ring, picot, join in 4th ch of beg ch-6. Fasten off. ●

Circle of Stars

Design by Michelle Crean



Skill Level



Finished Measurement

Approximately 51 inches in diameter

Materials



- Premier Yarns Deborah Norville Everyday Soft Worsted medium (worsted) weight acrylic yarn (4 oz/203 yds/113g per skein):
 - 7 skeins #1002 cream
- Size K/10½/6.5mm crochet hook or size needed to obtain gauge
- Tapestry needle

Gauge

Motif: 10 inches in diameter

Pattern Notes

Weave in ends as work progresses.

Join with slip stitch as indicated unless otherwise stated.

Single crochet and chain-1 at beginning of round counts as a half double crochet unless otherwise stated.

Special Stitch

Single crochet join (sc join): Place slip knot on hook, insert hook in indicated st, yo, pull up a lp, yo and draw through both lps on hook.

Afghan

Motif

Make 18.

Rnd 1 (RS): Ch 3, **join** (*see Pattern Notes*) in first ch to form ring, ch 1, [sc in ring, ch 3] 6 times, join in first sc. (6 sc, 6 ch-3 sps)

Rnd 2: Ch 1, (sc, ch 1, hdc, ch 1, sc) in each ch-3 sp around, join in first sc. (6 hdc, 6 sc, 12 ch-1 sps)

Rnd 3: Sl st in next ch, **sc in next hdc, ch 1** (see *Pattern Notes*), 2 hdc in same hdc, ch 3, [3 hdc in next hdc, ch 3] around. **Do not join.** (18 hdc, 6 ch-3 sps)

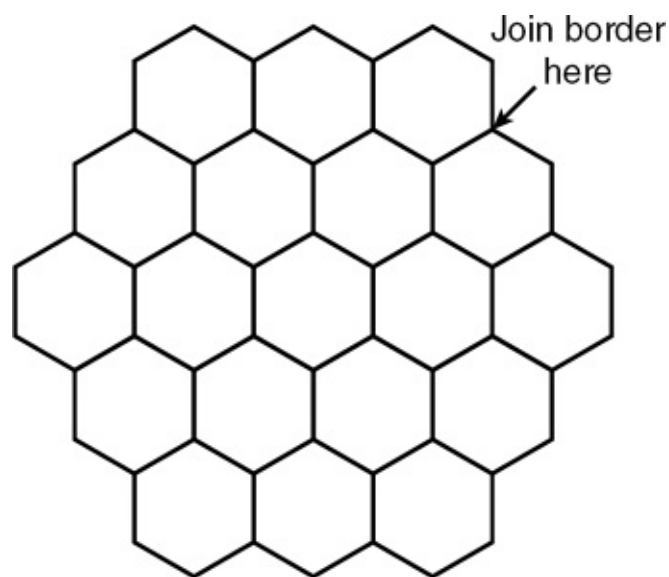
Rnd 4: Sk first sc and next ch-1 sp, sc in next hdc, ch 1, 2 hdc in next hdc, 2 hdc in next ch-3 sp, *ch 3, sk next hdc, hdc in next hdc, 2 hdc in next hdc, 2 hdc in next ch-3 sp, ch 3, rep from * around. (6 5-hdc groups, 6 ch-3 sps)

Rnds 5–8: Sk first sc and next ch-1 sp, sc in next hdc, ch 1, hdc in each st across to last hdc of group, 2 hdc in last hdc of group, 2 hdc in next ch-3 sp, *ch 3, sk next hdc, hdc in each st across to last hdc of group, 2 hdc in last hdc of group, 2 hdc in next ch-3 sp, ch 3, rep from * around. (6 13-hdc groups, 6 ch-3 sps after last rnd)

Rnd 9: Sk first sc and next ch-1 sp, sc in next hdc, ch 1, hdc in each st across to last hdc of group, 2 hdc in last hdc of group, 2 hdc in next ch-3 sp, *ch 3, sk next hdc, hdc in each st across to last hdc of group, 2 hdc in last hdc of group, 2 hdc in next ch-3 sp, ch 3, rep from * around, join in first ch-1 sp. Fasten off. (90 hdc, 6 ch-3 sps)

Assembly

Referring to Assembly Diagram and matching 15 hdc on each edge and sk ch sps, sew Motifs tog.



Circle of Stars
Assembly Diagram

Border

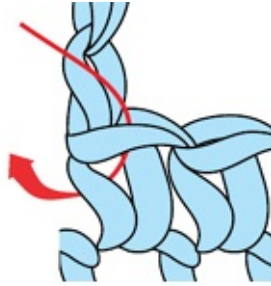
Rnd 1: **Sc join** (see *Special Stitch*) in first hdc past indicated seam (see arrow on illustration), ch 1, hdc in each of next 14 hdc, [ch 3, sc in next ch sp, ch 3, hdc in each of next 15 hdc] across to next seam, ch 2, sk ch sps on each side of seam, *hdc in each of next 15 hdc, [ch 3, sc in next ch sp, ch 3, hdc in each of next 15 hdc] across to next seam, ch 2, sk ch sps on each side of seam, rep from * around. **Do not join.** (450 hdc, 48 ch sps)

Rnds 2–7: Sk first ch-1 sp and first hdc of next hdc group, *sc in next hdc, ch 1, hdc in each hdc across group, ch 3, sc in next ch-3 sp, ch 3, *sk first 2 hdc of next hdc group, hdc in each st across group, ch 3, sc

in next ch-3 sp, ch 3, rep from * around, working ch 2 above ch-2 sp at each seam, join in first sc.

Rnd 8: Sk ch-1 and next hdc of first hdc group, sc in next hdc, ch 3, sk each ch-2 sp above seam, (sc, ch 3) in each ch-3 sp and in 3rd hdc of each hdc group around, join in first sc.

Rnd 9: Ch 1, *sc in next ch sp, ch 3, sl st in **front lp and left bar** (see illustration) of last sc made, ch 3, rep from * around, join in first sc. Fasten off. ●



**Single Crochet
Front Loop & Left Bar**

STITCH ABBREVIATIONS

beg	begin/begins/beginning
bpdc	back post double crochet
bpsc	back post single crochet
bptr	back post treble crochet
CC	contrasting color
ch(s)	chain(s)
ch-	refers to chain or space previously made (i.e., ch-1 space)
ch sp(s)	chain space(s)
cl(s)	cluster(s)
cm	centimeter(s)
dc	double crochet (singular/plural)
dc dec	double crochet 2 or more stitches together, as indicated
dec	decrease/decreases/decreasing
dtr	double treble crochet
ext	extended
fpdc	front post double crochet
fpdc	front post single crochet
fptr	front post treble crochet
g	gram(s)
hdc	half double crochet
hdc dec	half double crochet 2 or more stitches together, as indicated
inc	increase/increases/increasing
lp(s)	loop(s)
MC	main color
mm	millimeter(s)
oz	ounce(s)
pc	popcorn(s)
rem	remain/remains/remaining
rep(s)	repeat(s)
rnd(s)	round(s)

RS	right side
sc	single crochet (singular/plural)
sc dec	single crochet 2 or more stitches together, as indicated
sk	skip/skipped/skipping
sl st(s)	slip stitch(es)
sp(s)	space(s)/spaced
st(s)	stitch(es)
tog	together
tr	treble crochet
trtr	triple treble
WS	wrong side
yd(s)	yard(s)
yo	yarn over

YARN CONVERSION

OUNCES TO GRAMS

1	28.4
2	56.7
3	85.0
4	113.4

GRAMS TO OUNCES

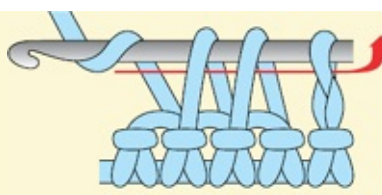
25	$\frac{7}{8}$
40	$1\frac{3}{4}$
50	$1\frac{3}{4}$
100	$3\frac{1}{2}$

UNITED STATES

UNITED KINGDOM

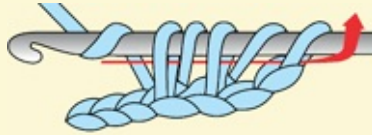
sl st (slip stitch)	=	sc (single crochet)
sc (single crochet)	=	dc (double crochet)
hdc (half double crochet)	=	htr (half treble crochet)
dc (double crochet)	=	tr (treble crochet)
tr (treble crochet)	=	dtr (double treble crochet)
dtr (double treble crochet)	=	ttr (triple treble crochet)
skip	=	miss

Single crochet decrease (sc dec): (Insert hook, yo, draw 1p through) in each of the sts indicated, yo, draw through all lps on hook.



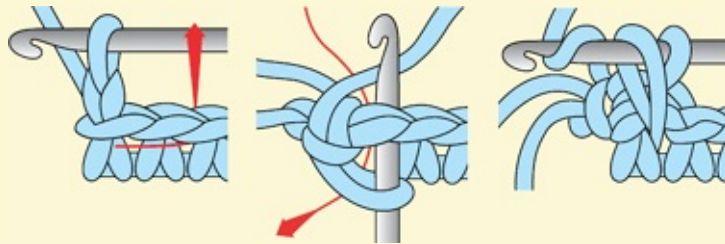
Example of 2-sc dec

Half double crochet decrease (hdc dec): (Yo, insert hook, yo, draw lp through) in each of the sts indicated, yo, draw through all lps on hook.

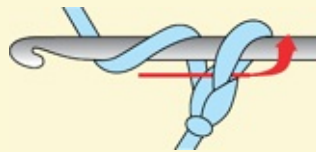


Example of 2-hdc dec

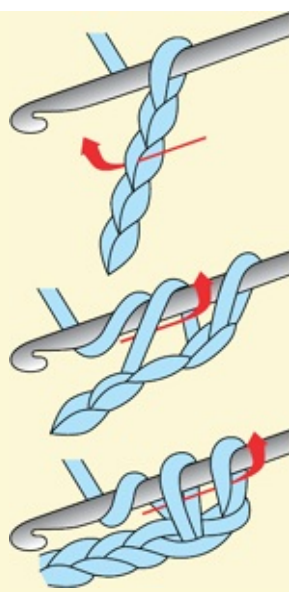
Reverse single crochet (reverse sc): Ch 1, sk first st, working from left to right, insert hook in next st from front to back, draw up lp on hook, yo and draw through both lps on hook.



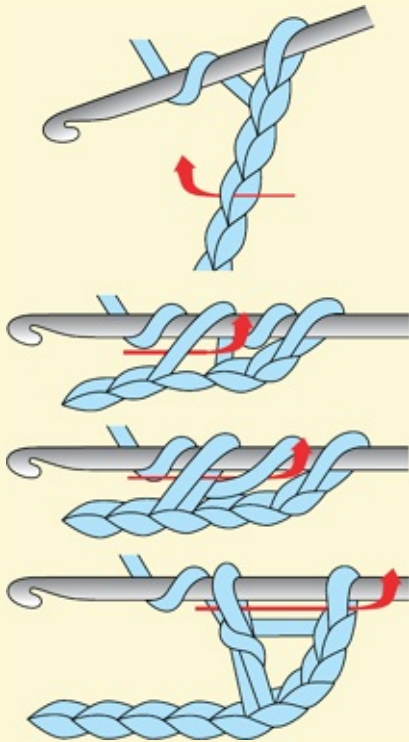
Chain (ch): Yo, pull through lp on hook.



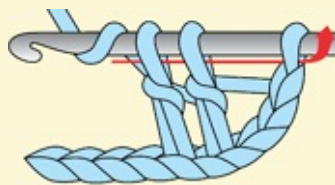
Single crochet (sc): Insert hook in st, yo, pull through st, yo, pull through both lps on hook.



Double crochet (dc): Yo, insert hook in st, yo, pull through st, [yo, pull through 2 lps] twice.



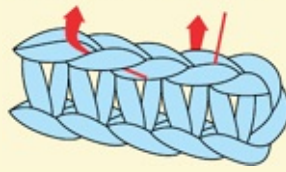
Double crochet decrease (dc dec): (Yo, insert hook, yo, draw 1p through, yo, draw through 2 lps on hook) in each of the sts indicated, yo, draw through all lps on hook.



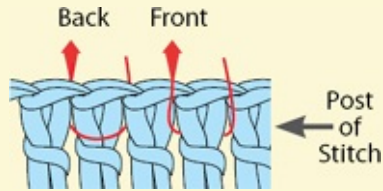
Example of 2-dc dec

Front loop (front lp) Back loop (back lp)

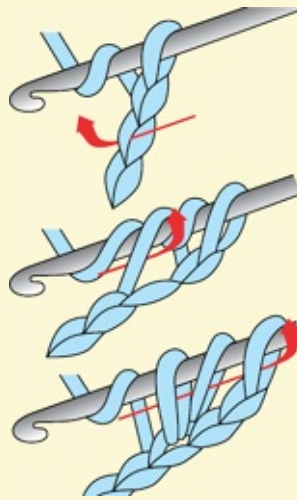
Front Loop Back Loop



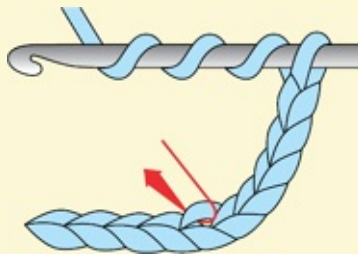
Front post stitch (fp): Back post stitch (bp): When working post st, insert hook from right to left around post of st on previous row.



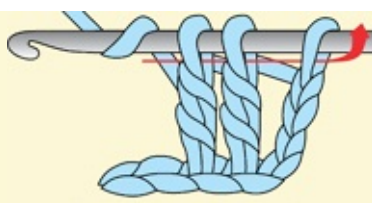
Half double crochet (hdc): Yo, insert hook in st, yo, pull through st, yo, pull through all 3 lps on hook.



Double treble crochet (dtr): Yo 3 times, insert hook in st, yo, pull through st, [yo, pull through 2 lps] 4 times.

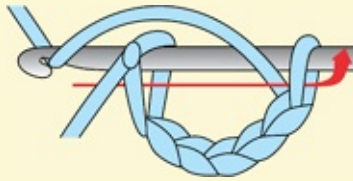


Treble crochet decrease (tr dec): Holding back last lp of each st, tr in each of the sts indicated, yo, pull through all lps on hook.

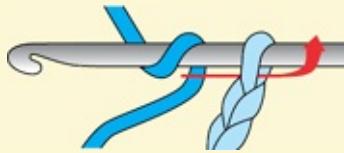


Example of 2-tr dec

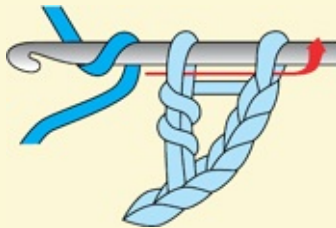
Slip stitch (sl st): Insert hook in st, pull through both lps on hook.



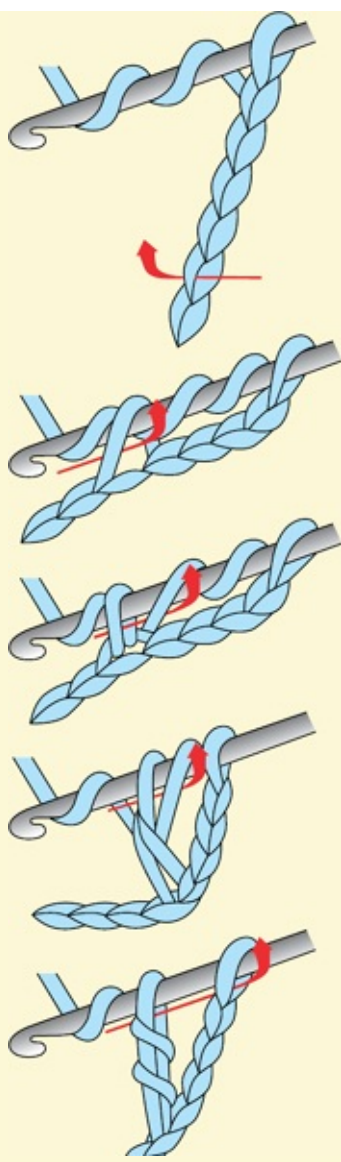
Chain color change (ch color change) Yo with new color, draw through last lp on hook.



Double crochet color change (dc color change) Drop first color, yo with new color, draw through last 2 lps of st.



Treble crochet (tr): Yo twice, insert hook in st, yo, pull through st, [yo, pull through 2 lps] 3 times.



Metric Conversion Charts

METRIC CONVERSIONS

yards x .9144 = metres (m)

yards x 91.44 = centimetres (cm)

inches x 2.54 = centimetres (cm)

inches x 25.40 = millimetres (mm)

inches x .0254 = metres (m)

centimetres x .3937 = inches

metres x 1.0936 = yards

INCHES INTO MILLIMETRES & CENTIMETRES (Rounded off slightly)

inches	mm	cm	inches	cm	inches	cm	inches	cm
1/8	3	0.3	5	12.5	21	53.5	38	96.5
1/4	6	0.6	5 1/2	14	22	56	39	99
3/8	10	1	6	15	23	58.5	40	101.5
1/2	13	1.3	7	18	24	61	41	104
5/8	15	1.5	8	20.5	25	63.5	42	106.5
3/4	20	2	9	23	26	66	43	109
7/8	22	2.2	10	25.5	27	68.5	44	112
1	25	2.5	11	28	28	71	45	114.5
1 1/4	32	3.2	12	30.5	29	73.5	46	117
1 1/2	38	3.8	13	33	30	76	47	119.5
1 3/4	45	4.5	14	35.5	31	79	48	122
2	50	5	15	38	32	81.5	49	124.5
2 1/2	65	6.5	16	40.5	33	84	50	127
3	75	7.5	17	43	34	86.5		
3 1/2	90	9	18	46	35	89		
4	100	10	19	48.5	36	91.5		
4 1/2	115	11.5	20	51	37	94		

KNITTING NEEDLES CONVERSION CHART

Canada/U.S.	0	1	2	3	4	5	6	7	8	9	10	10½	11	13	15
Metric (mm)	2	2¼	2¾	3¼	3½	3¾	4	4½	5	5½	6	6½	8	9	10

CROCHET HOOKS CONVERSION CHART

Canada/U.S.	1/B	2/C	3/D	4/E	5/F	6/G	8/H	9/I	10/J	10½/K	N
Metric (mm)	2.25	2.75	3.25	3.5	3.75	4.25	5	5.5	6	6.5	9.0

Annie's® *Doily Afghans* is published by Annie's, 306 East Parr Road, Berne, IN 46711. Printed in USA. Copyright © 2016 Annie's. All rights reserved. This publication may not be reproduced in part or in whole without written permission from the publisher.

RETAIL STORES: If you would like to carry this publication or any other Annie's publication, visit AnniesWSL.com.

Every effort has been made to ensure that the instructions in this publication are complete and accurate. We cannot, however, take responsibility for human error, typographical mistakes or variations in individual work. Please visit AnniesCustomerService.com to check for pattern updates.

ISBN: 978-1-59012-784-1

1 2 3 4 5 6 7 8 9

If you love crocheting **thread doilies**,
you'll love these stunning

Doily AFGHANS

